

JAYA EDUCATIONAL SOCIETY
(SIDDHARTH INSTITUTE OF ENGINEERING & TECHNOLOGY)
SIDDHARTH NAGAR, NARAYANAVANAM ROAD, PUTTUR, CHITTOOR DISTRICT (A.P)


BALANCE SHEET AS ON 31 st MARCH 2020

LIABILITIES	DETAILS	B.TECH	M.TECH	MBA	MCA	AMOUNT	ASSETS	B.TECH	M.TECH	MBA	MCA	AMOUNT
CAPITAL FUND		1,09,91,024	12,22,751	7,96,849	7,28,155	1,37,38,780	FIXED ASSETS	60,29,06,006	6,70,73,293	4,37,10,685	3,99,42,523	75,36,32,508
SECURED LOANS							DEPOSITS	28,90,762	3,21,597	2,09,580	1,91,513	36,13,453
BUS LOAN		30,51,480	3,39,477	2,21,232	2,02,161	38,14,350	LOANS AND ADVANCES	78,52,761	8,73,620	5,69,325	5,20,245	98,15,952
CAR LOAN		37,43,399	4,16,453	2,71,396	2,48,000	46,79,248	RECEIVABLES FROM STUDENTS AND GOVT	11,24,86,965	84,34,399	69,15,787	67,40,339	13,45,77,491
TERM LOAN		30,28,65,145	3,36,93,747	2,19,57,723	2,00,64,816	37,85,81,432	SUNDRY DEBTORS	1,69,66,793	18,87,556	12,30,093	11,24,050	2,12,08,491
SUNDRY CREDITORS & OTHERS		3,78,74,080	42,13,491	27,45,871	25,09,158	4,73,42,601	CASH IN HAND	4,29,328	47,763	31,126	28,443	5,36,660
OUTSTANDING EXPENSES		2,56,92,609	28,58,303	18,62,714	17,02,135	3,21,15,761	CASH AT BANKS	45,67,402	5,08,124	3,31,137	3,02,590	57,09,253
INCOME AND EXPENDITURE ACCOUNT							BUILDING WORK IN PROGRESS	98,40,000	10,94,700	7,13,400	6,51,900	1,23,00,000
EXCESS OF OVER INCOME EXPENDITURE	48,67,19,261	39,47,97,814	4,06,93,757	2,67,58,997	2,44,68,694	48,67,19,261						
ADD: DURING THE YEAR EXCESS OF EXPENDITURE OVER INCOME	-	2,62,42,570	16,84,679	26,37,790	3,08,417	3,08,73,456						
		80,52,58,121	8,51,22,659	5,72,52,573	5,02,31,536	99,78,64,889		75,79,40,019	8,02,41,051	5,37,11,134	4,95,01,604	94,13,93,808

For P. MURALI & CO.,
Chartered Accountants
FRN:0072578


(A. KRISHNA RAO)
PARTNER
Membership No:020085


PRINCIPAL
Siddharth Institute of Engineering & Technology
Siddharth Nagar
PUTTUR - 517583, Chittoor Dist.


PRESIDENT
JAYA EDUCATIONAL SOCIETY
PUTTUR - 517 583

JAYA EDUCATIONAL SOCIETY
(SIDDHARTH INSTITUTE OF ENGINEERING & TECHNOLOGY)
SIDDHARTH NAGAR, NARAYANAVANAM ROAD, PUTTUR, CHITTOOR DISTRICT (A.P)

INCOME AND EXPENDITURE ACCOUNT FOR THE YEAR ENDED 31st MARCH 2020												
PARTICULARS		B.TECH	M.TECH	MBA	MCA	TOTAL	PARTICULARS	B.TECH	M.TECH	MBA	MCA	TOTAL
TO SALARIES-TEACHING STAFF		11,03,02,373	1,19,06,255	75,41,045	56,34,496	13,53,84,169	BY FEES COLLECTIONS	22,19,79,530	2,64,29,630	1,22,01,997	1,05,53,463	27,11,64,620
TO SALARIES NON TECHING STAFF		81,90,591	7,80,089	4,94,084	1,73,471	96,38,235	BY INTEREST ON FIXED DEPOSITS	7,86,302	86,279	53,136	57,675	9,83,392
							BY BUS FEES AND HOSTEL FEES	3,79,26,030	54,18,004	65,01,605	43,34,403	5,41,80,042
TO PRINTING & STATIONERY	A	22,95,131	2,16,701	1,37,251	1,21,858	27,70,941	BY OTHER INCOME	32,04,600	4,57,800	5,49,360	3,66,240	45,78,000
TO ELECTRICITY CHARGES	P	38,65,604	3,98,145	2,52,172	2,23,891	47,39,811						
TO LAB MAINTENANCE CHARGES	P	13,26,626	34,320	21,737	19,299	14,01,983						
TO LAB CONSUMABLES	P	17,17,763	5,45,806	3,45,696	3,06,926	29,16,192						
TO TRAVELLING AND CONVEYANCE	P	41,26,726	2,12,059	1,34,311	1,19,248	45,92,343						
TO SECURITY CHARGES	P											
TO INTERNET CHARGES	P	12,82,395	1,19,976	75,989	67,467	15,45,828						
TO LIBRARY		5,27,011	1,75,670	87,835	87,835	8,78,351						
TO REPAIRS AND MAINTENANCE												
BUILDING MAINTENANCE	P	5,92,162	57,376	36,340	32,264	7,18,142						
COMPUTER MAINTENANCE	P	8,81,635	86,588	54,842	48,691	10,71,756						
VEHICLE MAINTENANCE	P	8,50,527	92,030	58,289	51,752	10,52,598						
ELECTRICAL MAINTENANCE	P	1,01,123	10,942	6,930	6,153	1,25,148						
FURNITURE MAINTENANCE	P	-	-	-	-	-						
TO AICTE FEES	A	-	-	-	-	-						
TO ADVERTISEMENT	P	52,77,940	6,53,608	9,07,299	5,75,588	74,14,435						
TO TELEPHONE CHARGES	A	-	-	-	-	-						
TO R & D EXP	P	21,91,555	1,36,616	86,528	76,824	24,91,523						
TO GARDEN MAINTENANCE	P	11,41,097	1,23,471	78,203	69,432	14,12,203						
TO STAFF WELFARE EXPENSES	P	-	-	-	-	-						
TO POSTAGE EXPENSES	A	1,96,723	21,286	13,482	11,970	2,43,462						
TO MISCELLANEOUS EXPENSES	A	14,00,438	1,40,422	80,793	57,283	16,78,936						
TO BUS MAINTENANCE		1,85,18,099	18,51,810	27,77,715	-	2,31,47,624						
TO INSURANCE												
INSURANCE - BUILDINGS		-	-	-	-	-						
INSURANCE - VEHICLES		17,65,578	1,91,042	1,21,000	1,07,430	21,85,051						
TO AUDIT FEE		69,300	7,499	4,749	4,217	85,765						
TO DONATION & SCHOLARSHIP		9,52,420	1,33,498	1,55,666	1,04,898	13,46,482						
TO SUBSCRIPTIONS												
NEWSPAPERS AND MAGZINES	A	70,201	7,596	4,811	4,271	86,879						
TO BANK CHARGES		1,77,127	19,166	12,139	10,778	2,19,210						
TO GAMES EXPENSES	P	78,910	8,538	5,408	4,801	97,657						
TO STUDENT PLACEMENT AND TRAINING PRO	A	14,22,668	1,53,938	97,500	86,565	17,60,670						
TO HOSPITALITY EXPENSES-												
HOUSE KEEPING	A	67,063	7,256	4,596	4,081	82,996						
TO JNTU FEES	A	1,14,81,908	12,42,387	7,86,888	6,98,637	1,42,09,820						
TO FUNCTIONS & CELEBRATION	P	13,20,766	1,42,912	90,516	80,364	16,34,558						
TO SEMINARS, WORKSHOPS AND FDP	A	1,93,690	27,670	33,204	22,136	2,76,700						
TO OFFICE EXPENSES	A	2,91,177	31,507	19,955	17,717	3,60,356						
TO STUDENT PROJECT WORKS & SEED SUPPORT	A	13,22,373	1,43,086	90,626	80,462	16,36,547						
TO FINANCIAL CHARGES	P	2,74,81,405	27,61,931	17,49,320	15,53,129	3,35,45,785						
TO TRANSPORTATION CHARGES	P	92,354	9,993	6,329	5,619	1,14,296						
TO OTHER EXPENSES												
HOSTAL EXPENSES		1,53,46,703	12,23,580	9,88,430	3,47,175	1,79,05,887						
GENERATOR MAINTENANCE	P	3,10,849	33,635	21,303	18,914	3,84,702						
TO DEPRECIATION		6,29,09,021	69,98,629	45,60,904	41,67,723	7,86,36,277						
TO EXCESS OF EXPENDITURE OVER INCOME		2,62,42,570	16,84,679	26,37,790	3,08,417	(2,68,87,263)						
		26,38,96,461	3,23,91,714	1,93,06,098	1,53,11,782	33,09,06,055		26,38,96,461	3,23,91,714	1,93,06,098	1,53,11,782	33,09,06,055

Dr. B. MURALI
Chartered Acco...
FRN:0072578

(A. KRISHNA RAO)
PARTNER
Membership No:020085

Keneedy
PRINCIPAL
Siddharth Institute of Engineering & Technology
Siddharth Nagar
PUTTUR - 517583, Chittoor Dist.


Ashok Raju
PRESIDENT
JAYA EDUCATIONAL SOCIETY
PUTTUR - 517 583

JAYA EDUCATIONAL SOCIETY
(SIDDHARTH INSTITUTE OF ENGINEERING & TECHNOLOGY)
SIDDHARTH NAGAR, NARAYANAVANAM ROAD, PUTTUR, CHITTOOR DISTRICT (A.P)


PROVISIONAL DEPRECIATION STATEMENT FOR THE PERIOD ENDED 31 st MARCH, 2020

Sl.No	Name of the Asset	Balance As on 01-04-2019	ADDITIONS		DELITON	Gross Block As on 31-03-2020	Depreciation	Net Block As on 31-03-2020
			Before Sep	After Sep				
1	LAND	29,02,949	-	-		29,02,949	-	29,02,949
2	BUILDING	39,34,80,849	11,98,04,471	17,97,63,240		69,30,48,560	5,78,79,727	63,51,68,833
3	FURNITURE & FIXTURES	3,46,13,778	69,921	-		3,46,83,699	34,68,370	3,12,15,329
4	ELECTRICAL & ELECTRICAL FITTINGS	1,32,94,415	-	-		1,32,94,415	22,19,162	1,10,75,253
5	AIR CONDITIONER	16,33,568	2,96,016	1,23,200		20,52,784	2,98,678	17,54,107
6	LAB EQUIPMENT	2,73,46,019	4,22,767	-		2,77,68,786	48,61,518	2,29,07,268
7	LIBRARY	58,04,058	4,33,668	4,44,683		66,82,409	6,20,338	60,62,071
8	VECHILES	3,27,31,529	-	-		3,27,31,529	49,09,729	2,78,21,800
9	COMPUTERS	62,35,828	-	-		62,35,828	24,94,331	37,41,497
10	MISC.FIXED ASSETS.	29,13,874	-	-		29,13,874	4,37,081	24,76,793
11	INNOVA CAR	76,70,255	-	-		76,70,255	11,50,538	65,19,715
12	BEET CARS	8,38,022	-	-	3,05,000	8,38,022	79,953	7,58,069
13	GENERATOR	14,45,675	-	-		14,45,675	2,16,851	12,28,824
		53,09,10,819	12,10,26,843	18,03,31,123	3,05,000	83,22,68,785	7,86,36,277	75,36,32,508

For P. MURALI & CO.,
Chartered Accountants
FRN:0072578


(A. KRISHNA RAO)
PARTNER
Membership No:020085


PRINCIPAL
Siddharth Institute of Engineering & Technology
Siddharth Nagar
PUTTUR - 517583, Chittoor Dist.


PRESIDENT
JAYA EDUCATIONAL SOCIETY
PUTTUR - 517 583